



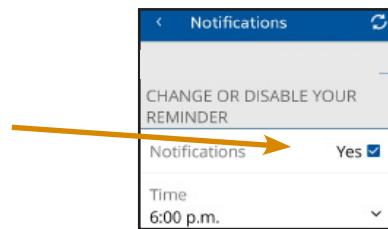
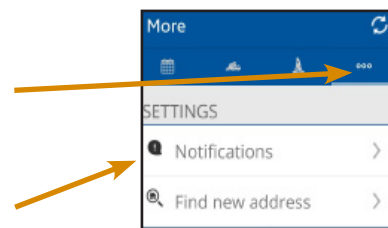
HOW TO ENABLE YOUR NOTIFICATIONS

Not receiving reminders and alerts?

You may not have your notifications enabled. Follow these steps to ensure you are set up to receive notifications, including service delays.

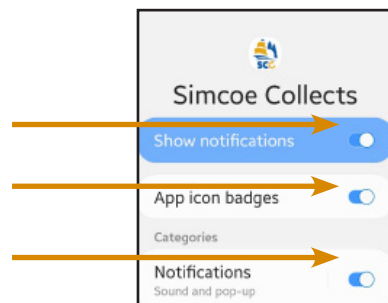
FOR ANDROIDS

- 1) Click on the 'More' tab (top right with three dots)
- 2) Click on 'Notifications', where you can set the time to receive your collection notifications
- 3) Click this box, a check mark will then appear. Once selected, the notification has been activated



Next, check the settings on your device

- 4) Settings > Notifications. A list of apps will then appear, scroll to the Simcoe County Collects app and select
- 5) Toggle to switch on notifications. We recommend selecting all three alert types. This way you will still see the message if your screen is locked
- 6) If you don't receive notifications after completing step 1 - 5, delete the app and re-download



Need more help?
1-800-263-3199



HOW TO ENABLE YOUR NOTIFICATIONS

Not receiving reminders and alerts?

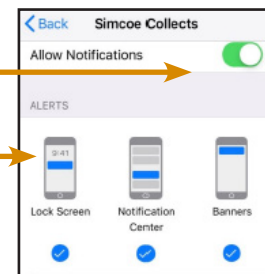
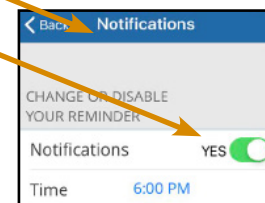
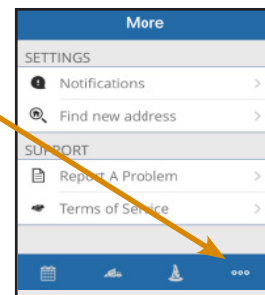
You may not have your notifications enabled. Follow these steps to ensure you are set up to receive notifications, including service delays.

FOR APPLE/IOS

- 1) Click on the 'More' tab (bottom right with three dots)
- 2) Click on 'Notifications', where you can set the time to receive your collection notifications. Toggle this to yes. Once selected, the notification has been activated

Next, check the settings on your device

- 3) Settings > Notifications. A list of apps will then appear, scroll to the Simcoe County Collects app and select.
- 4) Toggle to switch on notifications. We recommend selecting all three alert types. This way you will still see the message if your screen is locked
- 5) If you don't receive notifications after completing step 1 - 5, delete the app and re-download



Need more help?
1-800-263-3199