



## 2022 Homeless Enumeration Area Specific Analysis

Since 2016, the Simcoe County community has conducted a Homelessness Enumeration every two years. The information collected helps connect people to the appropriate programs and services in the community, informs policy and program development, and raises awareness about homelessness in Simcoe County.

The 2022 Simcoe County Homelessness Enumeration was conducted January 25 – 27, 2022, using a Point-in-Time Count (PiT Count) methodology. PiT reference night was Tuesday, January 25, 2022.

**42**

**Agencies participated** through participating on planning groups, spreading the word, conducting surveys and/or providing agency utilization data.

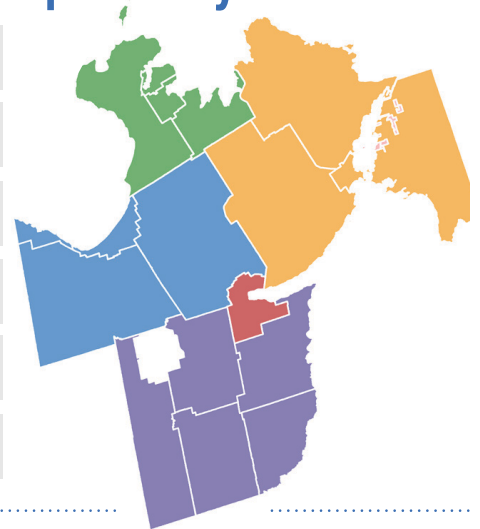

**722**

**People were counted experiencing homelessness**

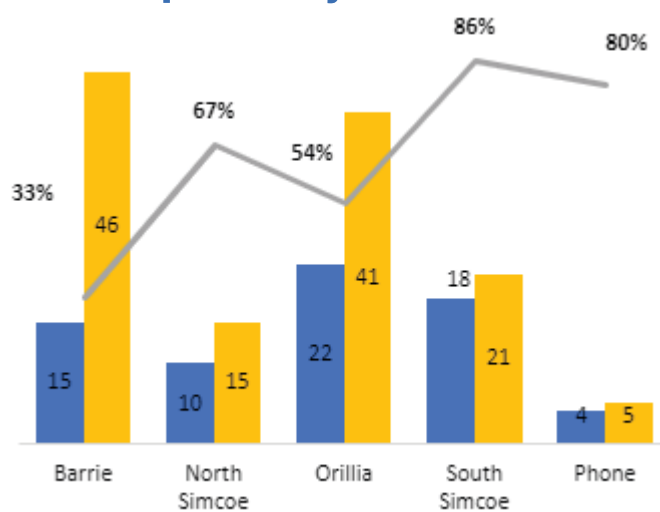
**441**

**Individuals experiencing homelessness completed surveys** sharing their demographic information and experience of homelessness.

### Communities where the 441 participants stayed



### Follow-up Rates by Enumeration Area



A separate survey was used to collect follow up information from participants. The purpose of follow up was to reach out to participants who shared their information after enumeration and provide information related to community resources.

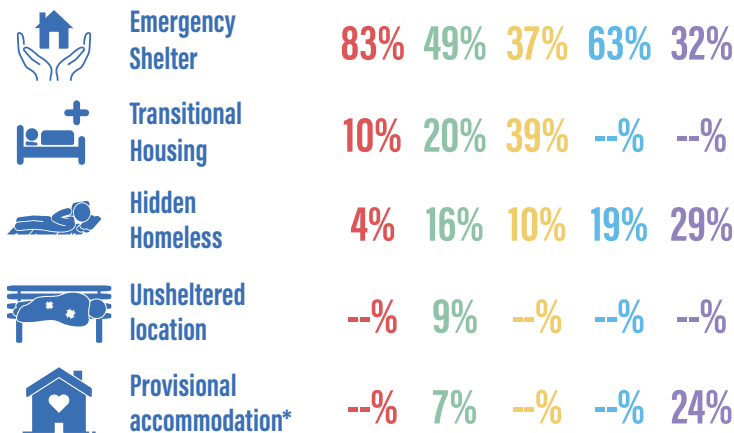
- # of individuals reached on follow-up list
- # of individuals on follow-up list
- % of individuals reached on follow-up list

Follow-up took place February 4, 2022 to February 8, 2022

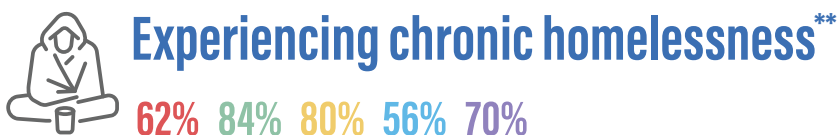
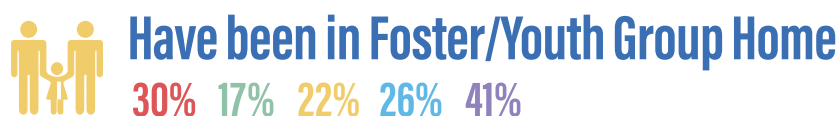
This report has been developed as an additional document to compliment the 2022 Homeless Enumeration Preliminary Report. While the 2022 Homeless Enumeration Preliminary Report looks at results for the population experiencing homelessness on January 25, 2022 as a whole, this document explores key factors related to homelessness by the enumeration area participants were living at the time of the survey. Participants who reported living outside of Simcoe County or declined to answer were excluded from this analysis. Survey questions were optional and, in most cases, offered a 'don't know' and/or 'decline to answer' option. When the percentage of don't know, decline to answer and blank responses made up less than 5% they were excluded from the denominator so the denominator may vary by topic. More information about the 2022 Homeless Enumeration and previous enumerations can be found at [www.SCATEH.com/enumeration](http://www.SCATEH.com/enumeration) and [www.simcoe.ca/enumeration](http://www.simcoe.ca/enumeration). Please note: -- Represents numbers that have been suppressed because the value was less than 5 participants or to maintain confidentiality from corresponding categories.

**Barrie - n=219** **North Simcoe - n=82** **Orillia & Area - n=70** **South Georgian Bay - n=27** **South Simcoe - n=34**

## Where people experiencing homelessness stayed on PiT Night

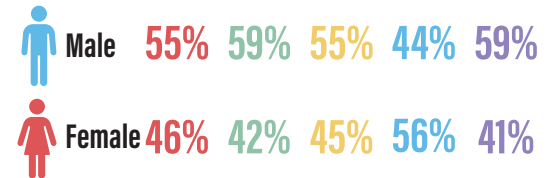


\* Other provisional accommodations includes motel/hotel self funded, hospitals, treatment centres, jail, prison and remand centres.



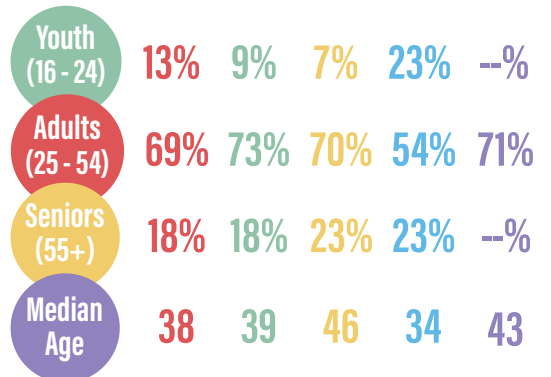
\*\* Homeless at least six of the last 12 months and/or at least two episodes of homelessness totaling at least a year and a half of the last three years

## Gender Identity

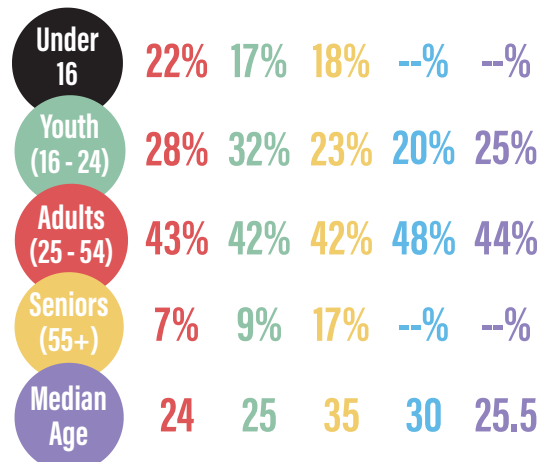


Participants who selected trans females, two-spirited, non-binary, don't know or decline to answer were excluded from analysis due to the small number

## Age of Participants



## Age first experienced homelessness



## Used an emergency shelter in past year



86% 68% 74% 59% 53%

## Wellness - participant identified as having:

	Illness or medical condition	43%	41%	34%	30%	52%
	Physical disability	33%	32%	38%	24%	35%
	Learning disability/cognitive limitation	41%	45%	41%	29%	43%
	Mental health issue	70%	88%	70%	65%	68%
	Substance abuse issue	57%	64%	71%	54%	62%

## Reasons for most recent housing loss

	Housing & financial issues	47%	67%	55%	63%	44%
	Interpersonal & family issues	40%	38%	46%	44%	44%
	Health or corrections	35%	42%	25%	--%	34%

## Housing loss related to COVID-19



18% 9% 10% --% 21%

## Number of friends/family member places where participants stayed temporarily

0	50%	27%	40%	22%	41%
1-3	35%	58%	44%	56%	35%
4-6	9%	--%	9%	--%	--%
More than 6	7%	--%	7%	--%	--%



### Data Interpretation:

722 represents the total number of persons experiencing homelessness on January 25, 2022 using observation, survey, and agency utilization data. 441 represents the number of unique individuals who participated in a homeless enumeration survey and provided consent for their information to be used. Please note all data in this document is survey data unless otherwise specified.

### Data Collection:

2022 Homeless Enumeration surveys and counts were conducted by staff and outreach workers from social service providers, health care providers, outreach workers, and corrections agencies.

### Surveys / counts conducted through:

Indoor Shelter Surveys and agency utilization data at participating emergency shelters, domestic violence shelters, and transitional housing programs in Simcoe County. Street Surveys by street teams to reach people living in public/outdoor places that are not suitable for human habitation. Observational Counts of those in local public locations (i.e., libraries and recreational centres) and non-profit service providers (i.e., drop-in centres, food banks, and meal programs). (Limited due to COVID-19). Data from Agencies/ Government including those residing in institutions (i.e., hospitals, holding cells, detox clinics) who do not have a permanent address.